



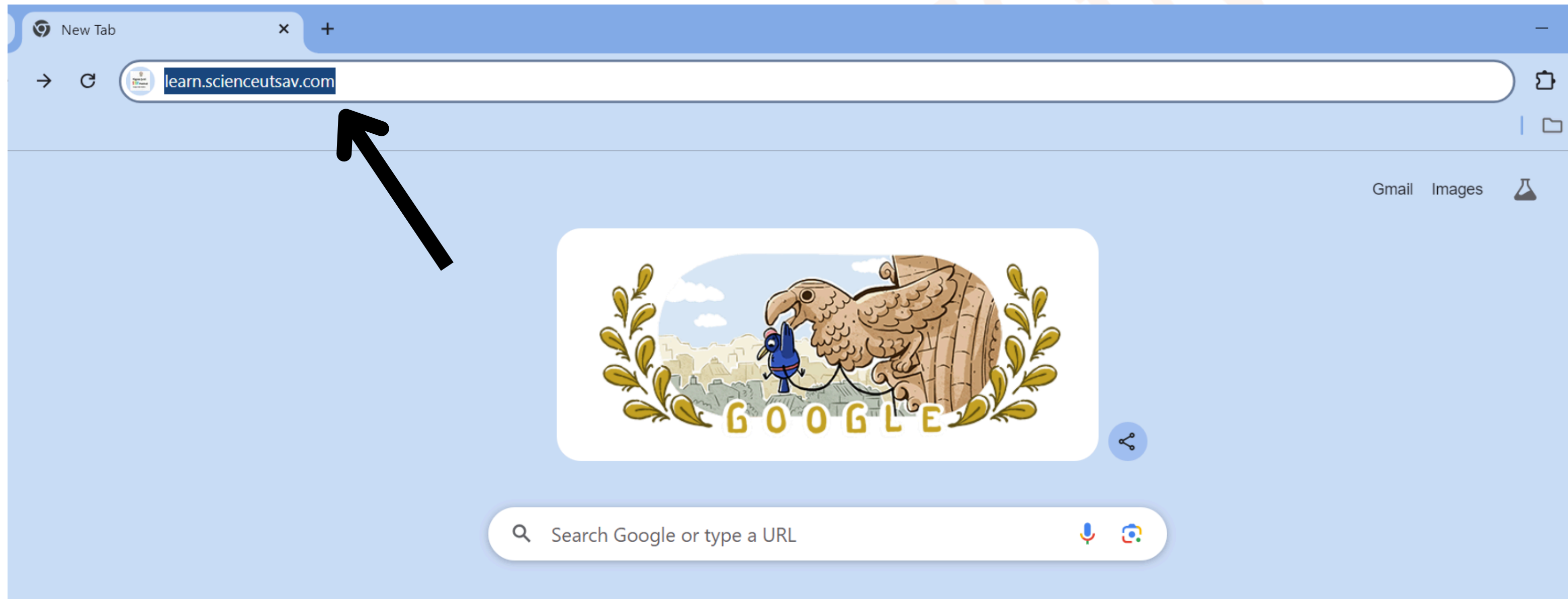
HOW TO OPEN THE PORTAL AND REGISTER FOR C-STEM Workshops



www.scienceutsav.com

Copyright by ScienceUtsav. All rights reserved

Open any of your favourite browser and paste the given link “ ” in address bar and hit enter.



learn.scienceutsav.com

You will be redirected to this page

Science is Awesome

learn.scienceutsav.com

Customize 24 27 + New Edit Page Edit with Elementor Events Clear Cache

Howdy, Shashank Karnam

VIGYAN JYOTI PROGRAM
CURRICULUM-BASED STEM WORKSHOP 2024-25
FOR CLASS 10 VJ SCHOLARS

CHEMICAL REACTION AND EQUATION

DATE : 13-8-2024, TUESDAY
TIME : 3:30 - 4:30 PM

Conducted by ScienceUtsav

School-Registration

Select Region *

Region


Parent JNV School (Knowledge Center) *

Select School Name

School Name (For Associated JNVs, Kendriya Vidyalayas, Army Public Schools, and State Govt. schools)

Type the Associated School's Name. Eg. - JNV Jammu-II, KV Khan

Scroll down a bit, complete the registration for the C-STEM Workshop



School-Registration

Select Region *

Parent JNV School (Knowledge Center) *

School Name (For Associated JNVs, Kendriya Vidyalayas, Army Public Schools, and State Govt. schools)

Note: **School Name** field is only for students from associated schools. If you are a student from the parent JNV, you may skip this field.

Enter Number of Students attending *

Select Session Name *

Mode of attending session/Quiz *

1

In the Region section, select the region of your school.

School-Registration

Select Region *

Region

Parent JNV School (Knowledge Center) *

Select School Name

School Name (For Associated JNVs, Kendriya Vidyalayas, Army Public Schools, and State Govt. schools)

Type the Associated School's Name. Eg. - JNV Jammu-II, KV Khan

Note: **School Name** field is only for students from associated schools. If you are a student from the parent JNV, you may skip this field.

Enter Number of Students attending *

Note : If individual student attending, enter 1

Select Session Name *

Choose session you want to watch

Mode of attending session/Quiz *

Choose your mode

Submit

School-Registration

Select Region *

Region

Region

Bhopal

Chandigarh

Hyderabad

Jaipur

Lucknow

Patna

Pune

Shillong

Click on the drop-down list as shown.

2

In the *Parent JNV School* section, select the school.

School-Registration

Select Region *

Region

Parent JNV School (Knowledge Center) *

Select School Name

School Name (For Associated JNVs, Kendriya Vidyalayas, Army Public Schools, and State Govt. schools)

Type the Associated School's Name. Eg. - JNV Jammu-II, KV Khan

Note: **School Name** field is only for students from associated schools. If you are a student from the parent JNV, you may skip this field.

Enter Number of Students attending *

Note : If individual student attending, enter 1

Select Session Name *

Choose session you want to watch

Mode of attending session/Quiz *

Choose your mode

Submit

Parent JNV School (Knowledge Center) *

Select School Name

Select School Name

JNV Cuttack-CTK

JNV Dhamtari-DMI

JNV Indore-IDE

JNV Raipur-RIR

JNV Sambalpur-SAR

JNV Vidisha-VIA

JNV Kanker-KNR

JNV Bilaspur-BAR

JNV Jabalpur-JAR

JNV Mandla-MNA

JNV Khurda-KUA

JNV Sundergarh-SEH

JNV Dhar-DHR

JNV Bastar-BSR

JNV Dewas-DWS

JNV Dhenkanal-DKL

JNV Durg-DUG

JNV Ganjam-GNM

JNV Gwalior-GLR

Mode of attending session/Quiz *

Choose your mode

Submit

3

In the **School Name Section**, type the name of the your school.

Parent JNV School (Knowledge Center) *

Select School Name

School Name (For Associated JNVs, Kendriya Vidyalayas, Army Public Schools, and State Govt. schools)

Type the Associated School's Name. Eg. - JNV Jammu-II, KV Khan

Note: **School Name** field is only for students from associated schools. If you are a student from the parent JNV, you may skip this field.

Note: Applicable for associated schools. Skip this field if the student is from a parent JNV

Enter Number of Students attending *

Note : If individual student attending, enter 1

Select Session Name *

Choose session you want to watch

Mode of attending session/Quiz *

Choose your mode

Submit

4

Now give the number of students attending the program.

Parent JNV School (Knowledge Center) *

Select School Name

School Name (For Associated JNVs, Kendriya Vidyalayas, Army Public Schools, and State Govt. schools)

Type the Associated School's Name. Eg. - JNV Jammu-II, KV Khan

Note: **School Name** field is only for students from associated schools. If you are a student from the parent JNV, you may skip this field.

Enter Number of Students attending *

Note : If individual student attending, enter 1

Select Session Name *

Choose session you want to watch

Mode of attending session/Quiz *

Choose your mode

Submit

Enter 1, if a single student attending
OR
Enter the number of students

5

In the **Select Session Name**, choose the session you want to attend.

Center) *

Select School Name

School Name (For Associated JNVs, Kendriya Vidyalayas, Army Public Schools, and State Govt. schools)

Type the Associated School's Name. E

Note: **School Name** field is only for students from associated schools. If you are a student from the parent JNV, you may skip this field.

Enter Number of Students attending *

1

Select Session Name *

Mode of attending session/Quiz *

Choose session you w

Choose session you want to watch

Chemical Reaction and Equation 13-Aug-2024
Acids, bases and salts 20-Aug-2024
Human eye and the colourful world 21-Aug-2024
Life Processes 27-Aug-2024
Reflection and Refraction of Light 28-Aug-2024
Reflection and Refraction of Light 03-Sep-2024
Chemical Reaction and Equation 04-Sep-2024
Acids, bases and salts 24-Sep-2024

Click on the drop-down list as shown.

Note: **School Name** field is only for students from associated schools. If you are a student from the parent JNV, you may skip this field.

Enter Number of Students attending *

1

Select Session Name *

Chemical Reaction and

Mode of attending session/Quiz *

Choose your mode

Submit

6

In the *Registration* section, choose the mode of attending the session

Note: **School Name** field is only for students from associated schools. If you are a student from the parent JNV, you may skip this field.

Enter Number of Students attending *

1

Select Session Name *

Chemical Reaction and

Mode of attending session/Quiz *

Choose your mode

Choose your mode

Live Session

Recorded Session

Quiz

Click on the drop-down list as shown.

- Choose “Live session”, when you are currently watching the session.
- Choose “Recorded session”, if you are watching recorded session.
- Choose “Quiz”, if you want to attend the quiz.

School Name (For Associated JNVs, Kendriya Vidyalayas, Army Public Schools, and State Govt. schools)

Type the Associated School's Name. E

Note: **School Name** field is only for students from associated schools. If you are a student from the parent JNV, you may skip this field.

Enter Number of Students attending *

1

Select Session Name *

Chemical Reaction and

Mode of attending session/Quiz *

Live Session

Submit

7

Click on “Submit” after successfully filling the form.

(schools, and State Govt. schools)

Type the Associated School's Name. E

Note: **School Name** field is only for students from associated schools. If you are a student from the parent JNV, you may skip this field.

Enter Number of Students attending *

1

Select Session Name *

Chemical Reaction and

Mode of attending session/Quiz *

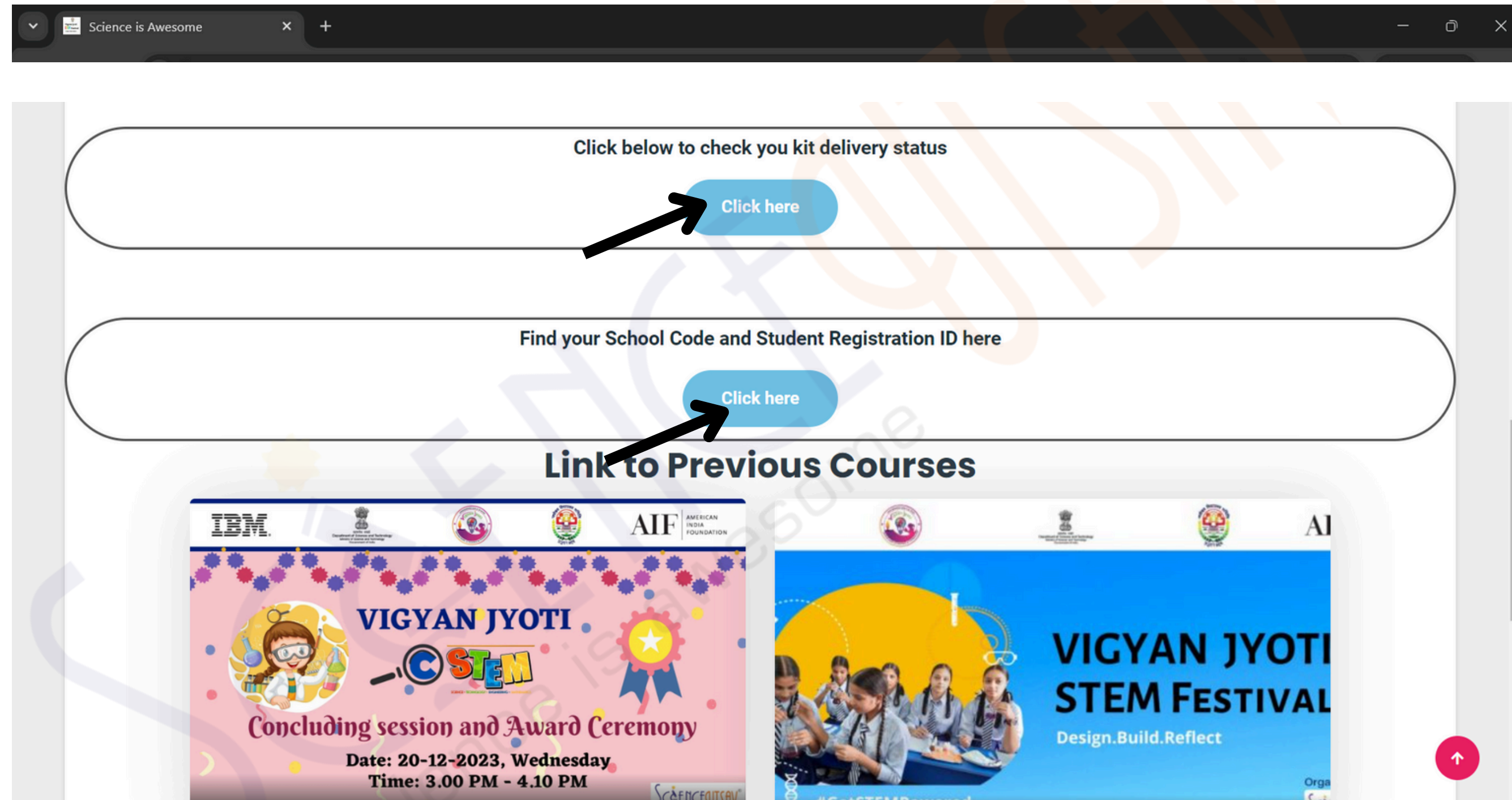
Live Session

Submit

After submitting You will be redirected to this page.

1. Chemical Reaction And Equation 13/08/2024	
1.1 Live Class- MSTeams Link – link (English) 13th August Tuesday 3:30 pm	Preview
1.2 Live Class- YouTube link (English) 13th August Tuesday 3:30 pm	Preview
1.3 Engage	Preview
1.4 Explore: Fun with Chemical Reaction	Preview
1.5 Explain: Types of Reaction	Preview
1.6 Elaborate: Procedures	Preview
1.7 Quiz	Preview
1.8 Important Links	Preview

Scroll down a bit, you will get option to download the “delivery status” and “Student Registration id for quiz”.



Contact us for more information:

info.scienceutsav@gmail.com

Thank You